

# TIPS FOR MOBILE PHOTOGRAPHY




**Always clean the  
Camera Lens  
before shooting**





**Hold the mobile Horizontally for the pictures needed for the CSJournal and website**



# Avoid using mobile zoom, instead move close to the object if possible



**#1 RULE OF SPACE**



The rule of space relates to the direction the subject of the photograph is moving in, or even just looking in. If you photograph a runner, the rule says that you should have more space in front of the runner than behind, thus giving him space to move into within the picture.



**#2 LEFT TO RIGHT RULE**







**#3 CREATE DEPTH**

**When you're shooting an image, you're also telling a story to the viewer. It's your job to tell them where they should be looking, and directing their attention to the photo's key elements. There are a number of tools you can use to tell the "story" of your image. One of those tools is DEPTH OF FIELD (DOF).**





**The depth of field (DOF) is the distance between the nearest and the furthest objects that are in acceptably SHARP FOCUS in an image captured with a camera.**





# Creating depth of field by framing





**#4 CANDID**

**A candid photograph is a photograph captured without creating a posed appearance.**



**The candid nature of a photograph is unrelated to the subject's knowledge**




# **#5 SIMPLIFICATION**

**As a term, simplification in photography means the removal of the pieces that don't look good in a picture.**





**Where is the  
subject?**



**A less intrusive  
background**





# Choose the subject to focus on



**FILL THE FRAME**







**WIDE**



**CLOSE**



**USE A FRAME  
WITHIN THE FRAME**



**USE A FRAME  
WITHIN THE FRAME**

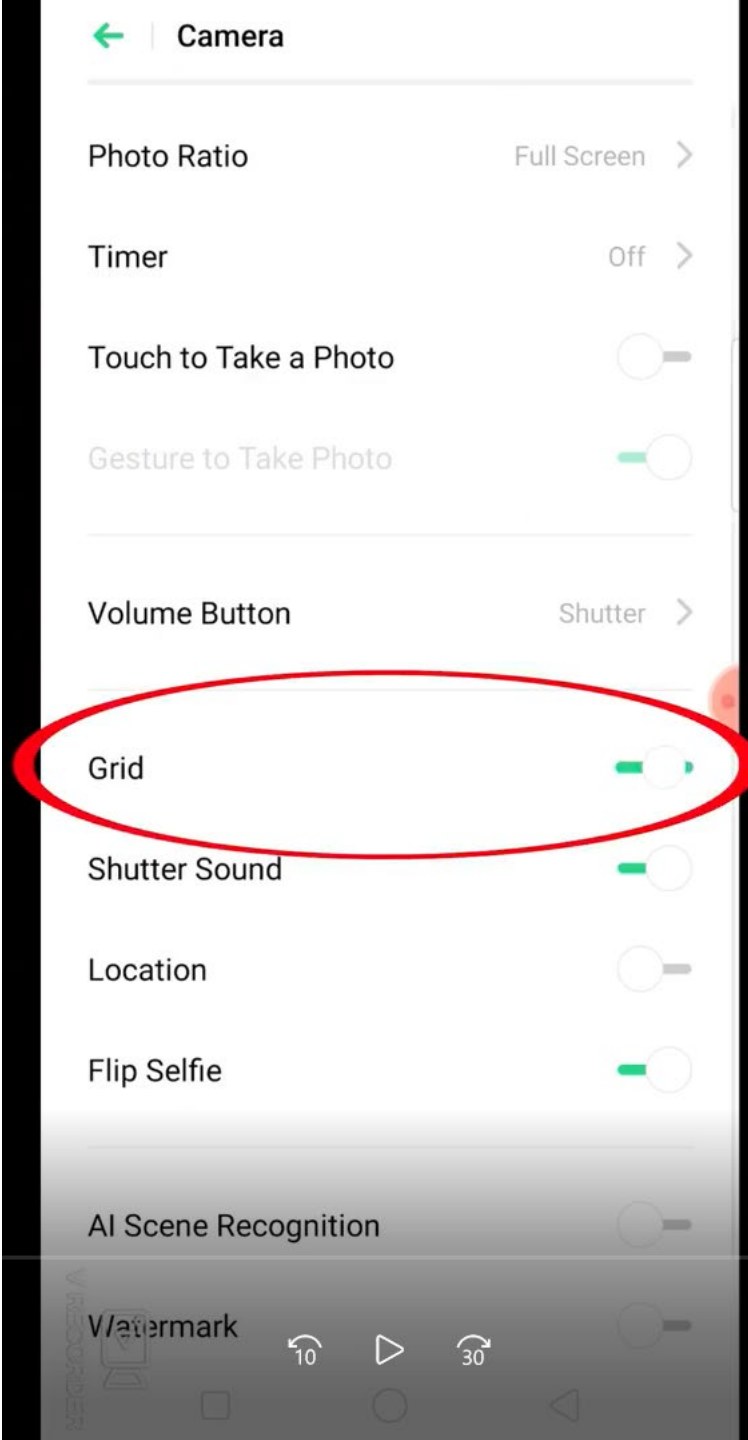




**Framing in photography refers to the technique of drawing focus to the subject in the photo by blocking other parts of the image with something in the scene.**





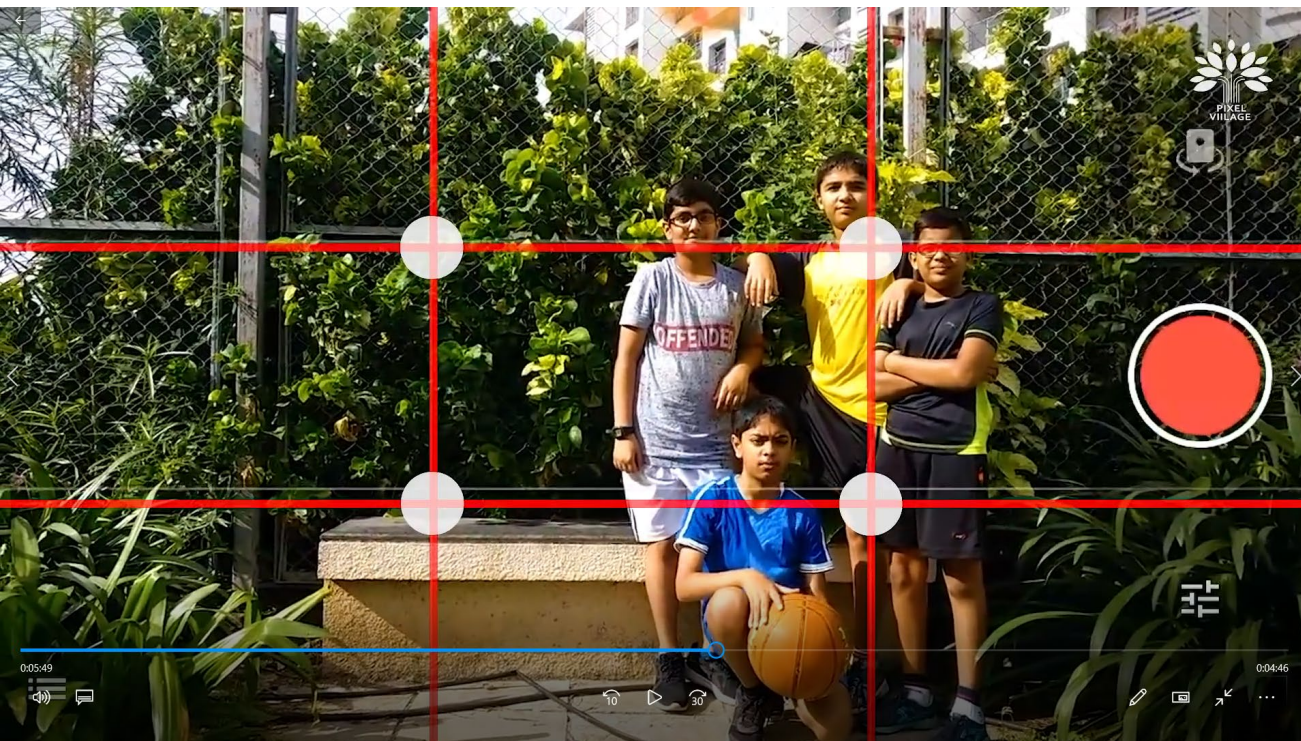
# **RULE OF THE THIRD**



**Good to activate the GRID in photo settings before shooting**








**LEADING LINES**



**“Leading lines are a compositional technique where human-made or natural lines lead the viewer's eyes through a photograph to the subject or the heart of the image,” explains photographer Lukas Kosslow.**













# LIGHTING





**Photographic lighting refers to how a light source, artificial or natural, illuminates the scene or subject that is photographed.**



# Flat light

Even front  
lighting of a  
subject,  
producing little  
contrast or  
shadows





# Split light



# Becoming the Subject

**Photograph  
your subject  
from the  
point of  
view of the  
person  
interacting  
with the  
subject**

